



water & sanitation

Department:
Water and Sanitation
REPUBLIC OF SOUTH AFRICA


EdTM

Enquiries: Mochotlhi DG
Telephone: (012) 336 7238
Reference: 6/2/2/6


MINISTER OF WATER AND SANITATION

NATIONAL ASSEMBLY: QUESTION 219 FOR WRITTEN REPLY

A draft reply to the above mentioned question asked by Ms M S Khawula (EFF) is attached for your consideration.


ACTING DIRECTOR-GENERAL
DATE: 02/03/2018

DRAFT REPLY APPROVED/AMENDED


NKWINTI GE (MP)
MINISTER OF WATER AND SANITATION
DATE: 14/03/2018

**NATIONAL ASSEMBLY
WITTEN REPLY**

QUESTION 219

DATE OF PUBLICATION IN INTERNAL QUESTION PAPER: 16 FEBRUARY 2018

(INTERNAL QUESTION PAPER NO. 2)

219. Ms M S Khawula (EFF) to ask the Minister of Water and Sanitation:

What were the (a) maximum and (b) minimum water levels at each dam in the country in each year since 1994?

NW240E

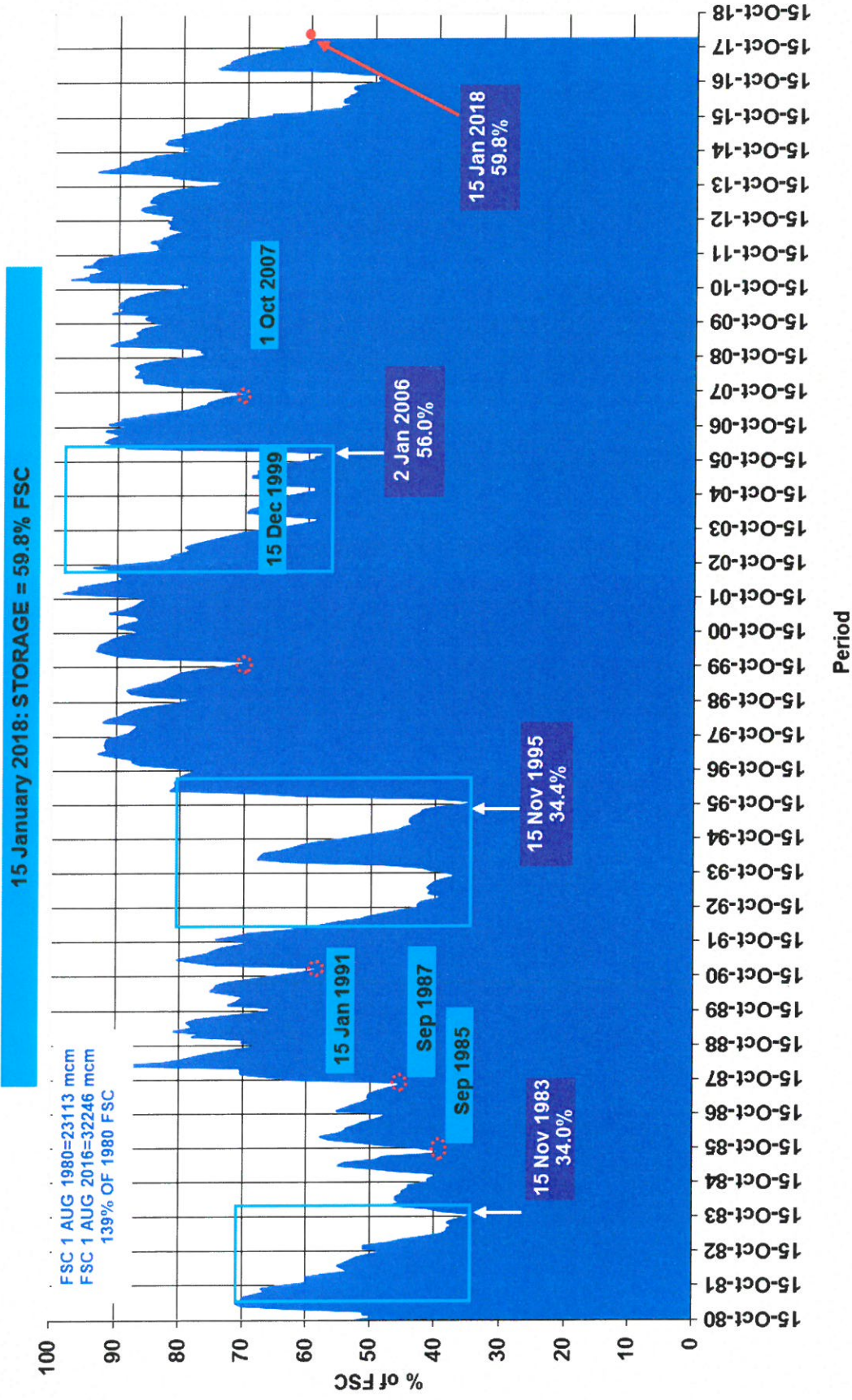
THE MINISTER OF WATER AND SANITATION

Attached is the table with the details of the (a) maximum and (b) minimum water levels at each DWS monitored dam in the county per province since 1994 (**Annexure A**).

In addition, a map summarizing the National Status of Water Resources since 1980 until 2017 is attached as **Annexure B**.

National Status of Water Resources

National Dams: Water Storage for 15 January 2018 since August 1981



WATER IS LIFE - SANITATION IS DIGNITY

Toll Free: 0800 200 200

www.dwa.gov.za