

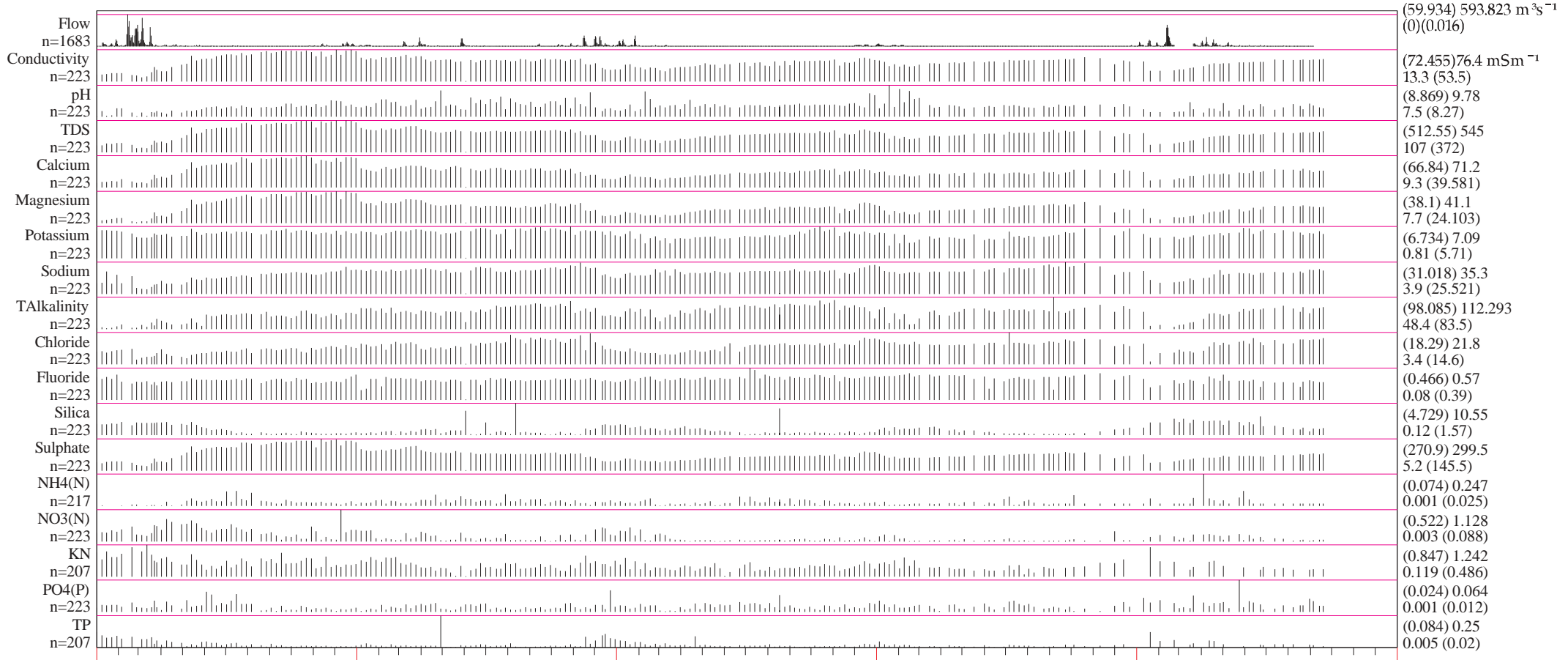


B1H010Q01: BARCODE GRAPHS OF WATER QUALITY VARIABLES

(95th Pcntl) Maximum mg l^{-1}
minimum (median) values

1996-Jan-1 to 2000-Dec-31 on IWQS INFO N:/db/hri2/waterm/wmdata/wq/inorganic.dat cover N:/db/cover/s-africa/nms_his

Olifants River Witbank Witbank Dam Quality Monitoring - 25 53 30 S 29 18 15 E



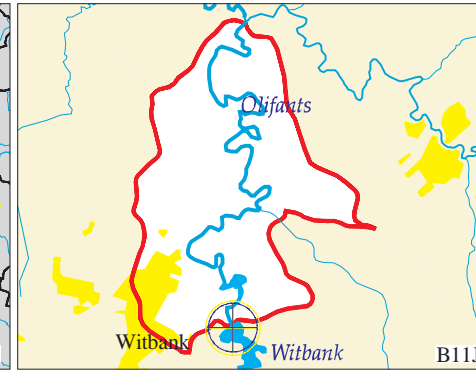
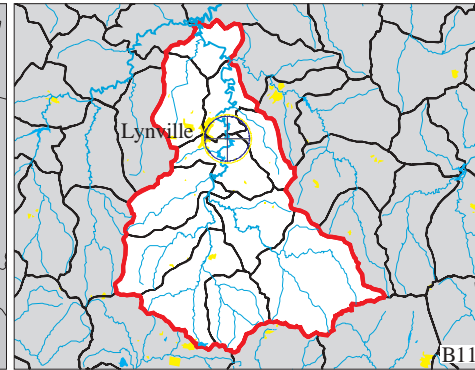
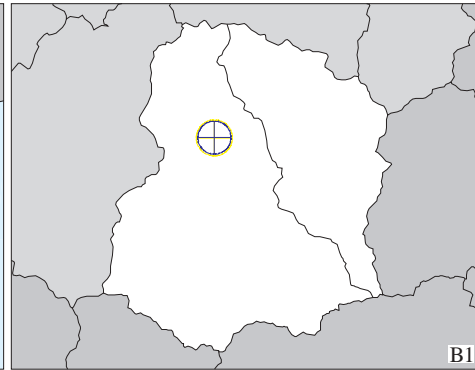
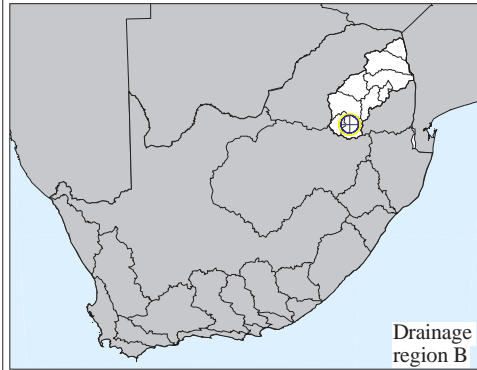
1996

1997

1998

1999

2000



B1H010Q01 - 1-
 d:\data\am\barcode\aml v3.51
 Institute for Water Quality Studies
 Department of Water Affairs & Forestry
 Private Bag X313, PRETORIA.
 tel (012) 808 0575, fax (012) 808 2702
 E-mail: SilberbauerM@dwa.gov.za
 Run 2002-06-04 - 18:08:34 (by Eck)
 Text in N:/db/barcode/bceck20020604175550.txt