

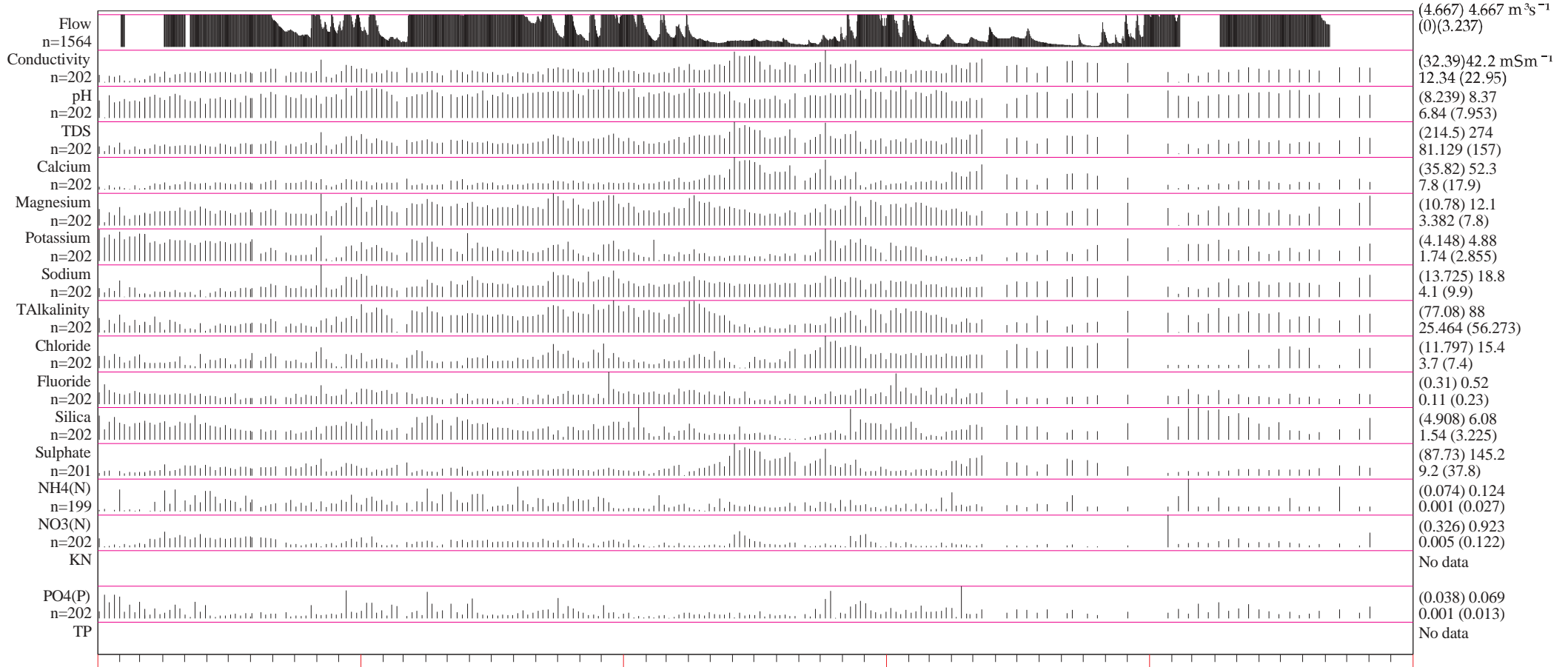


B2H015Q01: BARCODE GRAPHS OF WATER QUALITY VARIABLES

(95th Pcntl) Maximum $\text{mg } \ell^{-1}$
minimum (median) values

1996-Jan-1 to 2000-Dec-31 on IWQS INFO N:/db/hri2/waterm/wmdata/wq/inorganic.dat cover N:/db/cover/s-africa/nms_his

Wilge River Zusterstroom Quality Monitoring - 25 36 58 S 29 00 58 E



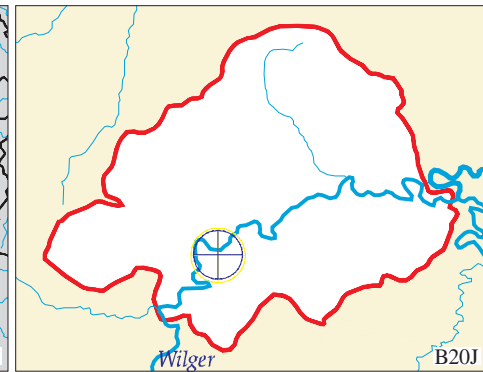
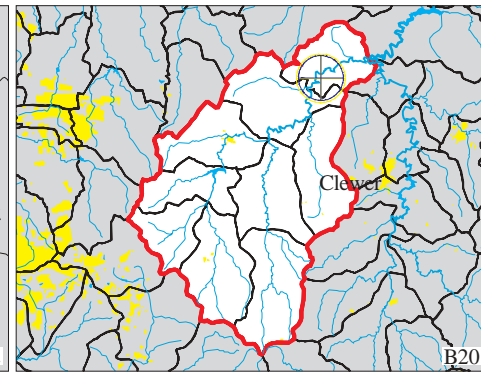
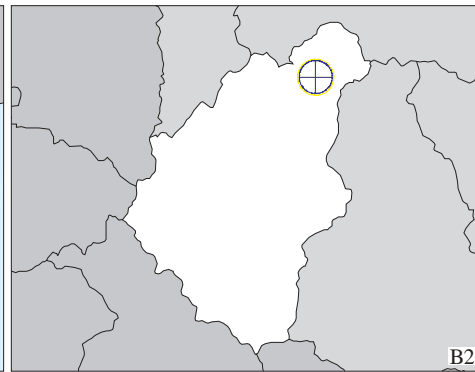
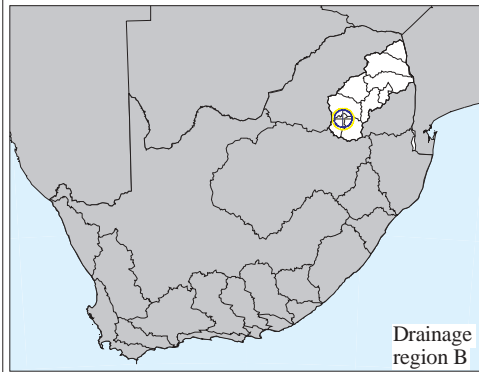
1996

1997

1998

1999

2000



B2H015001 - 1-
 d:\data\am\barcode\aml v3.51
 Institute for Water Quality Studies
 Department of Water Affairs & Forestry
 Private Bag X313, PRETORIA.
 tel (012) 808 0375, fax (012) 808 2702
 E-mail: SilberbauerM@dwaf.gov.za
 Run 2002-06-04 - 18:34:07 (by Eck)
 Text in N:/db/barcode/bceck20020604182130.txt