

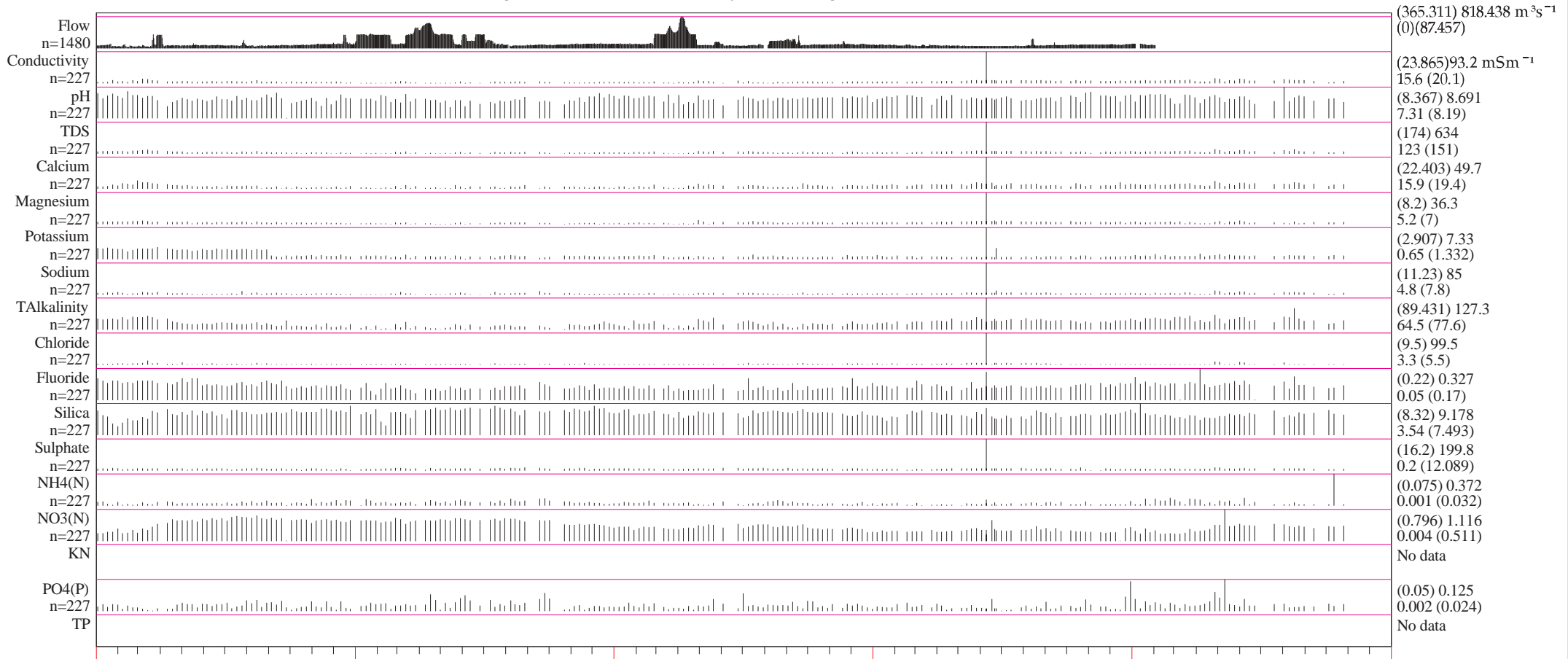


D3H008Q01: BARCODE GRAPHS OF WATER QUALITY VARIABLES

(95th Pcntl) Maximum mg l^{-1}
minimum (median) values

1996-Jan-1 to 2000-Dec-31 on IWQS INFO N:/db/hri2/waterm/wmdata/wq/inorganic.dat cover N:/db/cover/s-africa/nms_his

Orange River Marksdrift Quality Monitoring - 29 09 42 S 23 41 47 E



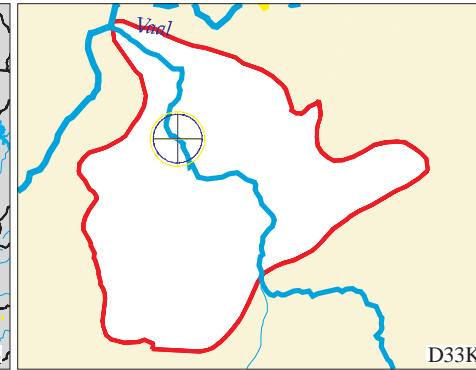
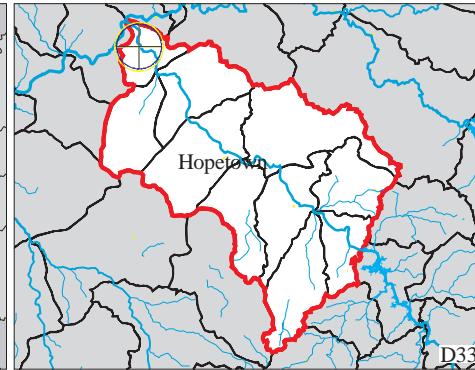
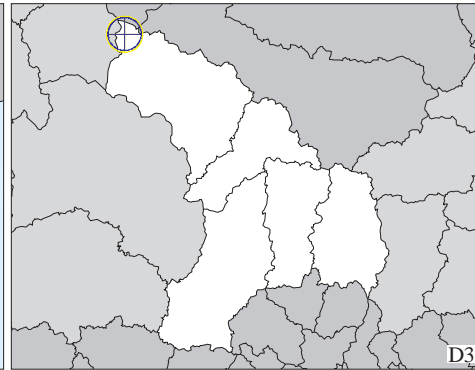
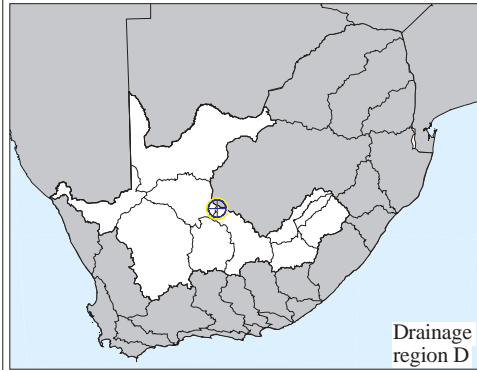
1996

1997

1998

1999

2000



D3H008Q01 - 1-
 d:\data\am\barcode\aml v3.51
 Institute for Water Quality Studies
 Department of Water Affairs & Forestry
 Private Bag X313 PRETORIA
 tel (012) 808 0575, fax (012) 808 2702
 E-mail: SilberbauerM@dwa.gov.za
 Run 2002-06-05 - 01:57:32 (by Eck)
 Text in N:/db/barcode/bceck20020605014454.txt